

1. Operation Type





Contact Operation


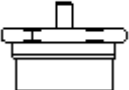
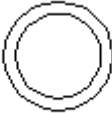

Code A	Code B
Open on Rise	Open on Rise


2. Electric Rating

Code R	Code X	Code D
7.5A, 250V AC	1A fewer (Cross Bar contact)	8A, 12V DC

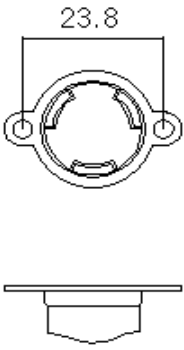
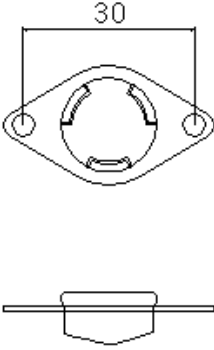
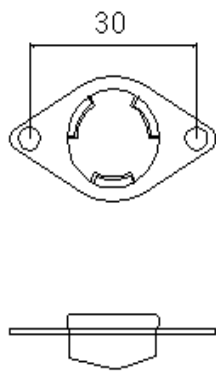
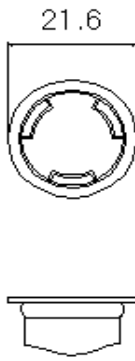
3. Cap Type

Code F	Code L
 	 


Code S	Code U
 	 

Code A	
	

4. Bracket Type

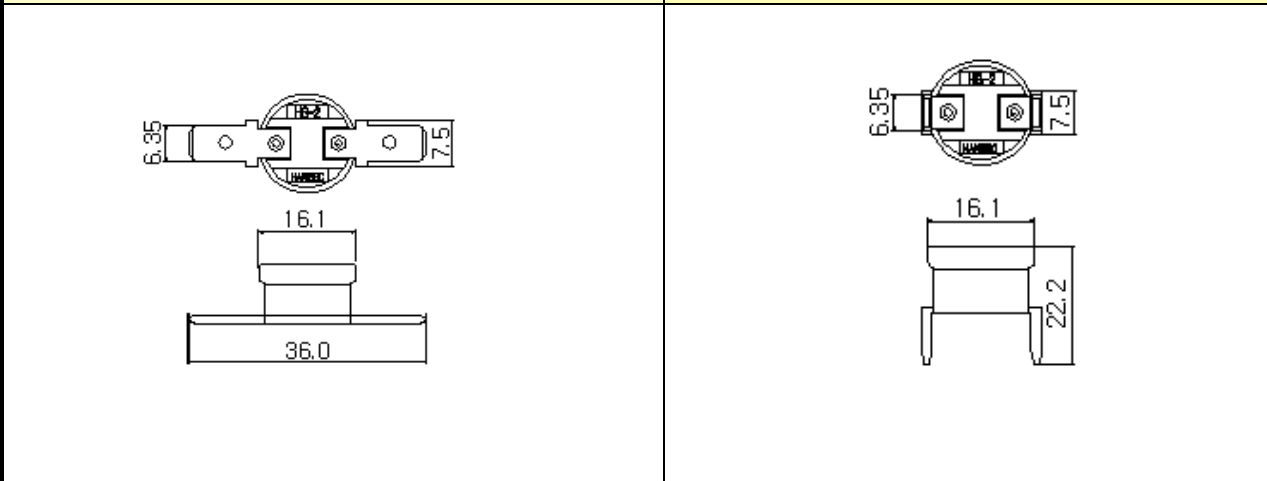
Code A	Code C
	
Code D	Code R
	

Code N	
---------------	--

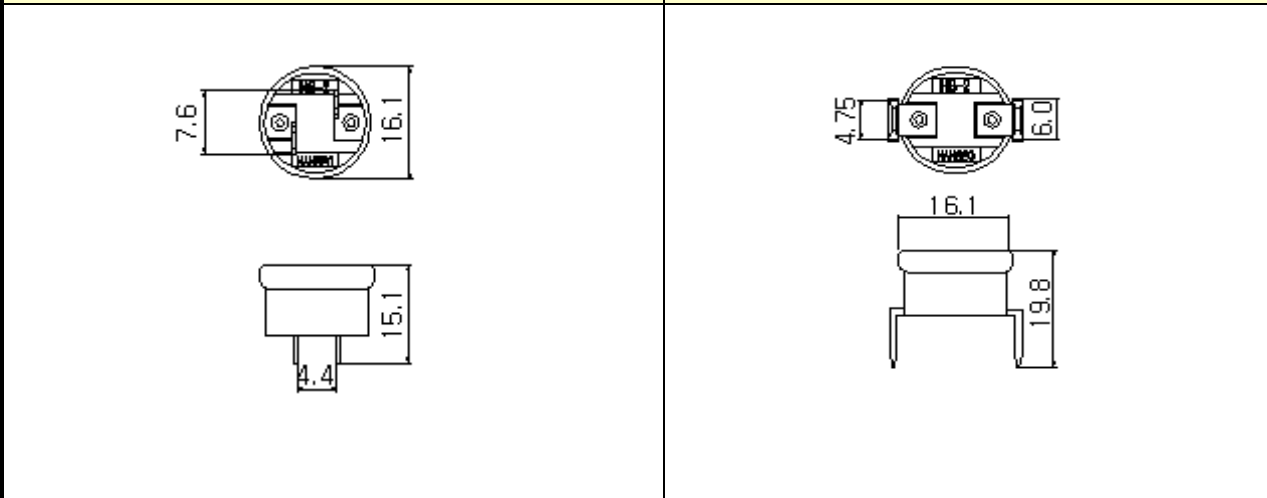


5. Terminal Type	
-------------------------	--

Code A	Code C
---------------	---------------



Code D	Code R
---------------	---------------



Code E	Code F
Code G	Code H

6. Top Temperature in °C

Temperature Range	-20°C to 100°C	101°C to 120°C	121°C to 150°C
Differential	10°C	15°C	20°C

7. Top Temperature Tolerance Code

Temperature Range	-20°C to 100°C	101°C to 120°C	121°C to 150°C
	3°C		
Differential	10°C	15°C	20°C

8. Bottom Temperature in °C

Temperature Range	-20°C to 100°C	101°C to 120°C	121°C to 150°C
Differential	10°C	15°C	20°C

9. Bottom Temperature Tolerance Code

Temperature Range	-20°C to 100°C	101°C to 120°C	121°C to 150°C
	3°C		
Differential	10°C	15°C	20°C